

LEONAY PUBLIC SCHOOL

Term 1 Calendar



25/3	Cross Country
27/3	Sydney West Swimming
31/3, 7/4	Sustainability Day
3/4	Aboriginal Sports Day
4/4	NRMA Road Safety
8/4	ANZAC Service Penrith Paceway
9/4	Easter Hat Parade
11/4	ANZAC Service
11/4	Last Day of Term 1
28/4,29/4	Staff Development Days
30/4	Students Return for Term 2

ASSEMBLY DATES TERM 4

28/3,

Please retain this front sheet to keep informed about school activities

NAPLAN In Progress

This week our year 3 and 5 students continued their NAPLAN tests. They have done an excellent job so far. The NAPLAN window for testing is open until Monday 24 March.

Goal Setting Parent Teacher Interviews

Thank you to all the parents who attended the Getting to Know You Parent Conferences last week. I am pleased to say we had 88.8% of parents attend. Well done, Leonay! We will hold these again in Term 3. I hope you found meeting the 2025 teacher and setting learning goals for your child a valuable experience. At any stage during the year if you would like to meet with the teacher, please leave a message with the office to arrange a mutually suitable time.

Easter Hat Parade

We are looking forward to seeing everyone on Wednesday 9 April at 9.15am for our Easter Hat Parade. Parents and Carers are welcome to enter school grounds from 9am and assemble on the back oval where the parade will take place. Remember to bring your chair or picnic rug to sit on. After the parade we will draw the Year 6 Fundraising raffle. We then invite you to join us for morning tea with the students.

Birthday Celebrations at School

At Leonay PS we acknowledge student birthdays in the classroom. From time to time parents like to send an additional treat for the class. Following the NSW Health guidelines, ensuring safe practices are adhered to and that all students including those with severe allergies that can result in anaphylaxis, we ask that food is limited to the following items:

- * Zooper Doopers (please send in already frozen and clearly labelled with name and class on the outside bag)
- * Berri Quelch Fruit Stick Ice Blocks (please send in already frozen and clearly labelled with name and class on the outside bag)

A reminder that these yummy treats need to be sent to the office. Teachers will collect them from there during one of the breaks.

P & C AGM Meeting

The AGM for P and C was held on Tuesday this week. Congratulations to the following parents on being elected the as the executive of our P&C for 2025.

President - Alisa Teale

Vice Presidents - Stephanie Cook and Renee Slapp

Treasurer - Linden Hull

Secretary and Canteen Manager - Claire Chaplin

A big thank you to the other parents who attended on Tuesday. It is great to see an increasing number of parents working together to support our school.

Assembly

Next assembly – Term 1 Week 9 5/6L will be presenting.

I am excited to be stepping into Miss Payne's shoes for the rest of the term. It is a privilege to see, through a different lens, how hard our school community works to support our students.

Mrs Longhurst
Relieving Principal

Before School Supervision

The school supervision roster starts when the bell rings at 8.30am each morning. No staff are available to ensure the safety of children in the playground prior to that time. Whatever arrangements are made, parents need to understand that they are legally responsible for their child prior to 8.30am when supervision begins. Please ensure that your child is not left unsupervised at school before the 8.30am bell.

Change of Arrangements for your child

If at any time a change of details for your child is required, it is vital that this information is in written form and given to the office. If the change of arrangement is due to an emergency, please phone the office. Staff will verify who the request is from, by checking contact details provided by the parent/caregiver. We will then return the call to you to confirm the arrangement. Please do not request office staff to relay changes that relate to 'play dates'. All these arrangements should be made prior to your child attending school.

ANZAC Assembly

Dear Parents and Carers,

Our School ANZAC Day assembly will be held on Friday 12 April at 10:30am in the school hall.

This year, the service will be conducted by students from our SRC. We extend a warm invitation to all families to join us for this significant commemoration.

During the assembly, each class will have the opportunity to lay a wreath. Families who wish to participate by laying a wreath or flower arrangement are also encouraged to do so. We kindly request donations of flowers on the day to assist each class in preparing their wreath.

Thank you for your support.

Miss Mills

ANZAC Day Service

Mrs Longhurst is inviting any students from K to 6 to participate in the ANZAC Day March and Service held at Emu Plains Cenotaph (next to Dukes Oval). More information will follow about where and when to meet Mrs Longhurst on the day.

Bike Safety



Last week we sent home information on Bicycle Rider Safety Guidelines. All students were given this note as a hard copy. If your child rides a bicycle to school please go through his document with your child to support keeping them safe. Thank you to those students and parents who have already returned this. If you are yet to do so, please sign agreement with your child and return by Monday 24 March.

Aboriginal Sports Day

On Thursday 3 April our Aboriginal students will lead Leonay students in some traditional Aboriginal games for a fun sports session together. K-2 students will participate in the sports from 10-11am and 3-6 students from 11:40am -1:20pm.

To get us into the spirit on the day all students are invited to wear Aboriginal designs or red, black & yellow mufti. Please remember our usual mufti rules of having shoulder sleeves (no singlets), school hat and covered shoes (sports shoes).

We are looking forward to sharing and leading these games for our students,

Natalie Devine
Coordinator



Save the Date - Easter Hat Parade - Wednesday 9 April 9:15am start.

Easter Hat Parade

As part of our Easter preparations, we respectfully ask for donations of chocolate eggs and bunnies for the Easter raffle. These can be dropped off at the front office any time from Monday 10 March. Tickets will go on sale under the COLA from Monday 17 March. 1 ticket for \$2, 3 tickets for \$5 and 6 tickets for \$10.

All the children in K – 6 are asked to make an Easter Hat at home to bring to school to wear in the Easter Hat Parade for the whole school community to enjoy.

The themes for each year are:



Kindergarten - Traditional Easter Bonnet

Year 1 - Creative Chick Hat

Year 2 - Multi-coloured Egg Hats

Year 3 - Superhero Easter Hats

Year 4 - Zany Easter Hat

Year 5 - Crazy Easter Hair

Year 6 - Crazy Easter Hair



Be Road Safe Ready with Norman & Norma

A parents' guide to child road safety

You as a parent are very influential in the life of your child. Children learn by imitating their parents so practising road safe behaviours together is the best way to keep your child safe. Take an active role in teaching road safety to your child.

Demonstrate the road safe behaviours found in this brochure and explain why these are safe. Remember to praise and encourage your child while they are learning these new skills.



Child road safety tips



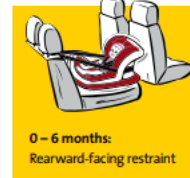
Travelling by car

1. Ensure your child is using the correct child restraint for their age on every trip.
2. Teach your child to enter and exit using the rear door nearest the footpath called the "safety" door.
3. Never call your child across the road, instead meet them at the school gate.

Choose the right child restraint

All children up to seven years of age must be in the right restraint for their age. Penalties apply. Delay your child's move from their current restraint if they are small in stature for their age. For children over 7 years, check that the adult seatbelt does NOT rest on their neck before you allow them to move from their booster seat.

- For maximum protection, teach your child that their seatbelt must sit on their collarbone and across their hip bones.
- Remove all blankets before you strap your infant into their child restraint.



School pick up and drop off zone

1. Be patient, be alert to children around your car and follow the school rules.
2. Double check before reversing.
3. Never double park or make illegal U-turns.

Catching the bus

1. Take and pick your child up from the bus stop.
2. Help your child get on and off the bus.
3. Wait for the bus to move on before crossing the road.

Walking to school

1. Model how to STOP, LOOK, LISTEN and THINK when crossing the road.
2. Hold hands with your child when crossing the road, on a footpath or in a car park.
3. Teach your child the safest places to cross the road and explain to them the dangers of crossing the road between parked cars.



Bike safety tips



Bike riding is a great way to exercise and have fun as a family.

Be seen – wear bright clothing, use flags, reflectors on spokes or reflective tape on bikes to ensure your child is visible to other road users.

Be in control – the right size bike is essential for your child's safety. Adjust the bike seat so the balls of your child's feet can reach the ground when seated. Make sure that the brakes, gears and bell are in easy reach when riding.

Be sure the bike is safe to ride – check the tyres, steering, brakes and for rust regularly. Show your child how to check their tyres for air and damage prior to each ride. Teach them how to pump up their own tyres.

Be alert when near cars – talk to your child about the dangers of reversing cars in driveways. Children often assume that they are safe from cars when riding on footpaths. Teach them to stop and check before riding across a driveway.

Be safe when crossing the road – teach your child to walk their bike across the road.

Bikes and the law

- All bikes must have a bell or horn to alert nearby road users and at least one working brake.
- Only children under 16 are allowed to ride on the footpath. An adult may ride on the footpath whilst supervising a child under 16 years old.
- Bikes are deemed by law to be a vehicle so all riders must follow all the road rules.
- It is illegal to ride your bike across pedestrian crossings unless the crossing has special bicycle lights.
- Ride across only when the bike crossing light is green.

Bike helmet basics

- Replace any helmet that has been involved in a crash as the foam inner liner can only be compressed once. After that it is not longer safe.
- Check inside the helmet for the Australian standards sticker to ensure maximum protection.
- Helmets must be fitted correctly to protect against head injuries. Follow these 3 steps to correctly fit your child's helmet.


1. Take off your hat or cap as these stop the helmet from fitting correctly.



2. Adjust the helmet to allow no more than a two finger space above the eyebrows to the helmet.



3. Adjust the strap to form a V just below each ear. Ensure the strap is done up allowing only two fingers to fit between the strap and chin.



Riding safely on shared paths



As your child gets older they will want to ride on shared paths with other riders and pedestrians. It is essential they have the skills to do this safely.

Prior to this happening ensure your child is able to:

- Balance confidently and pedal at the same time.
- Brake in a controlled manner.
- Maintain control when riding with one hand and signalling with the other.
- Look over their shoulder to see what is behind them without losing control.
- Ride courteously near others while slowing down near pedestrians and ringing their bell.
- Be able to recognise potential hazards and what to do to avoid them.

Make learning to ride safely fun. Remembering to praise and encourage your child while they learn new skills.

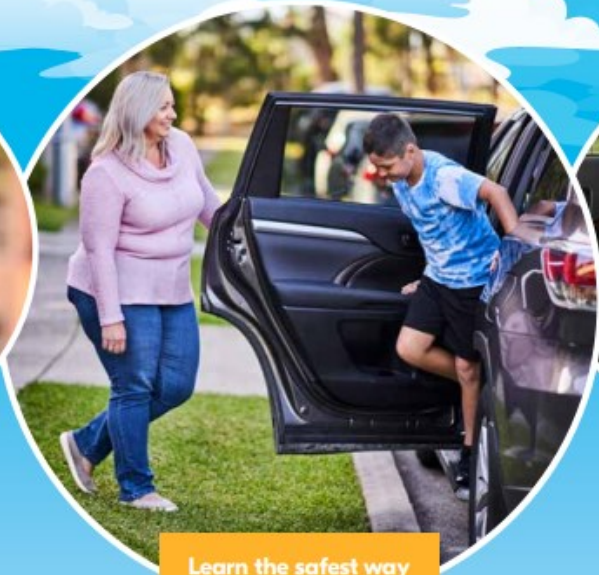




NRMA Science and Road Safety Program



Are you wearing
your helmet correctly?



Learn the safest way
to get out of a car



Who should sit
in a booster seat?

Practical and essential road safety skills for students, teachers and parents.

- Presented by professional science educators from Fizzics Education and delivered at your school.
- Free of charge to schools across Sydney, ACT and regional NSW.
- Aligned to the NSW Primary PDHPE, Science and English curriculum, our program is a great option for teachers and students.
- Students will learn important safety strategies, such as the role of the seatbelt, how to correctly fit a helmet, travelling safely in the car and more.
- To learn more about our program, and to access additional resources, please visit our website:

mynrma.com.au/education

